

Woodland Wishes Classroom Wish List Board



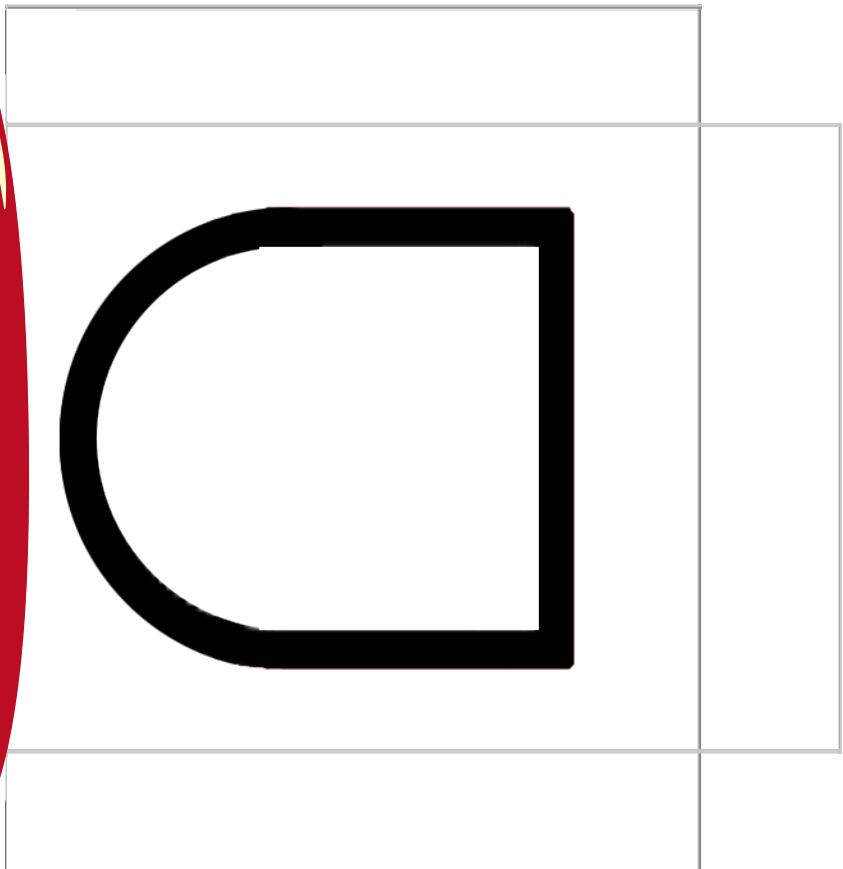
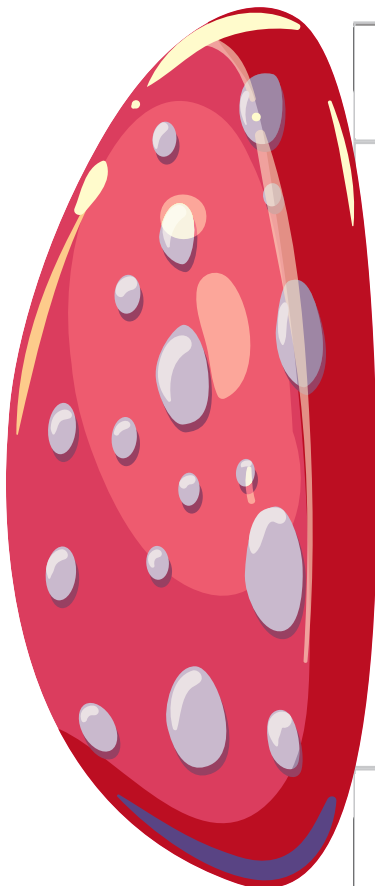
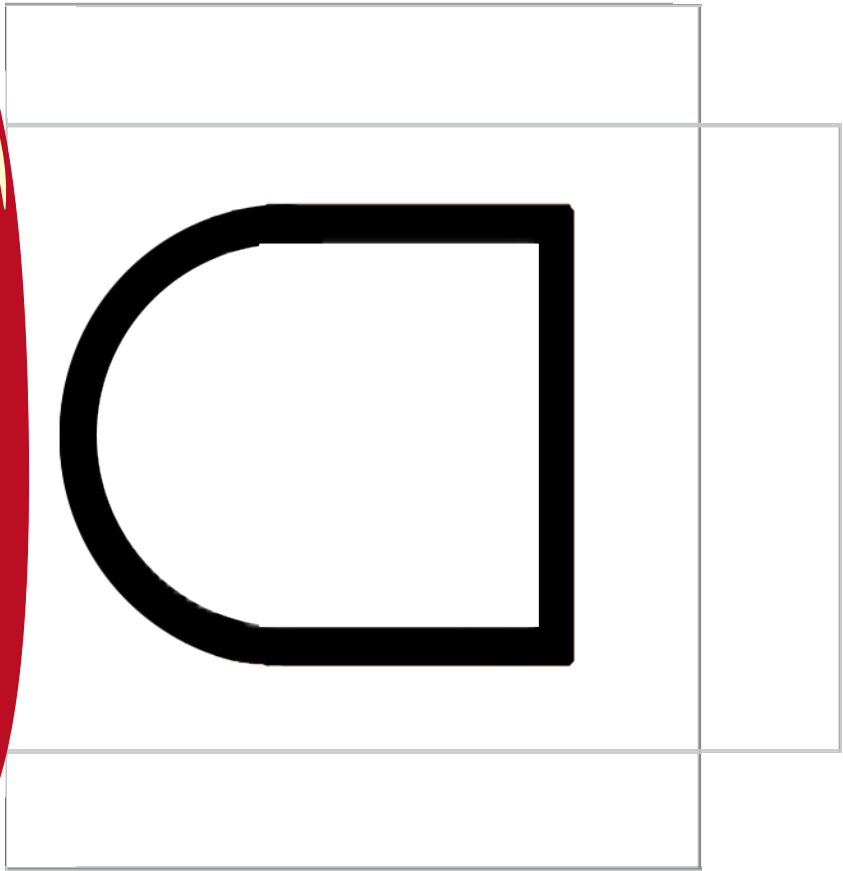
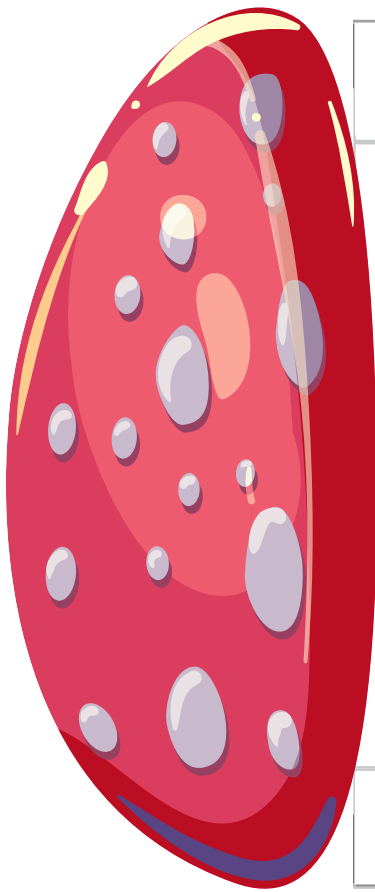
Supplies*:

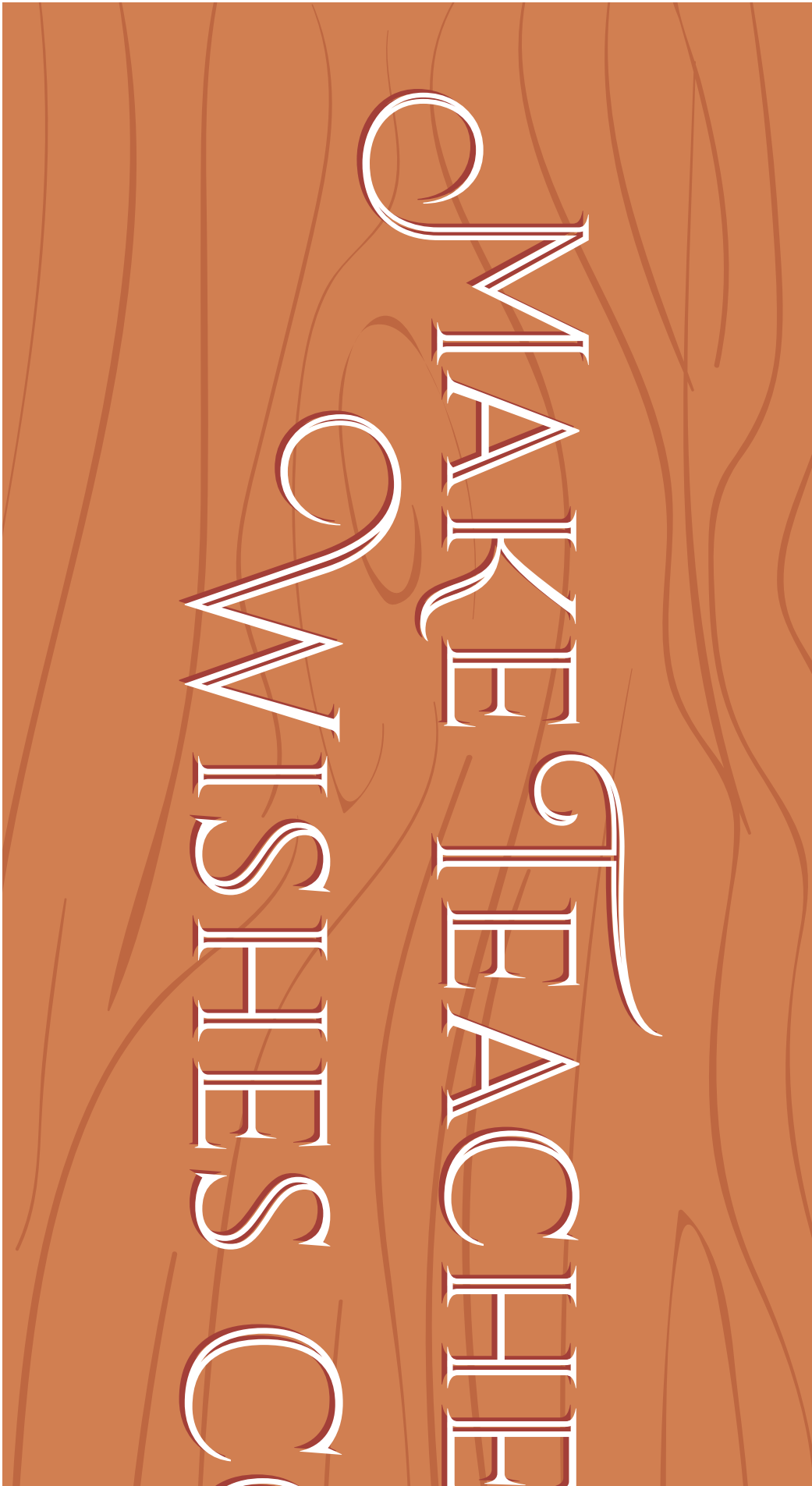
- Printer
- White multipurpose printer paper
- Scissors
- Digital headshot photos of faculty
- Transparent tape
- Black marker
- Glue
- Spray adhesive
- Green tri-fold board

Directions:

1. Print out the pocket template on pg. 2.
2. Cut around the toadstool top and along the black lines, leaving the toadstool pocket, sides, and bottom tabs.
3. Cut the center out of the entrance, creating a window.
4. Print out a 2½" square picture of faculty member. Tape the photo to the back of the pocket, with the toadstool entryway framing the teacher's face.
5. Write the faculty member's name in the blank space below the entryway.
6. Fold the side and bottom tabs back. Apply glue to the tabs and attach the completed pocket to the tri-fold board.
7. Repeat Steps 1-6 for each faculty member.
8. Print and tile together the "MAKE TEACHER CLASSROOM WISHES COME TRUE" sign on pgs. 3-4. Attach the sign to the top of the tri-fold board with spray adhesive.
9. Have faculty members fill out the Classroom Wish List donation slips and insert them into the toadstool pockets.

*Remember, these are only suggestions. This project should be fun and creative, so use supplies you have on hand for substitutions.





A vertical rectangular graphic with a wood-grain texture in shades of brown. The text 'PER CLASSROOM' is written in a large, white, serif font, oriented vertically. Below it, the text 'COME TRY!' is written in a smaller, white, serif font, also oriented vertically.

PER CLASSROOM
COME TRY!

Donation Slip

CLASSROOM  WISH LIST

Teacher: _____

Grade/Room: _____
wishes for

Title: _____
Price: _____

This book is located

Case: _____ Left side: _____ Right side: _____

Table: _____

Online Book Fair: scholastic.com/fair

This wish was granted by

Purchaser: Take book and this slip to cashier for payment. If available, fill out a bookplate and attach it to inside front cover of book. Leave book with cashier to deliver to teacher.

Book Fair Volunteer: Place this slip between pages of purchased book so recipient can see who made the donation.

 SCHOLASTIC



Donation Slip

CLASSROOM  WISH LIST

Teacher: _____

Grade/Room: _____
wishes for

Title: _____
Price: _____

This book is located

Case: _____ Left side: _____ Right side: _____

Table: _____

Online Book Fair: scholastic.com/fair

This wish was granted by

Purchaser: Take book and this slip to cashier for payment. If available, fill out a bookplate and attach it to inside front cover of book. Leave book with cashier to deliver to teacher.

Book Fair Volunteer: Place this slip between pages of purchased book so recipient can see who made the donation.

 SCHOLASTIC



Donation Slip

CLASSROOM  WISH LIST

Teacher: _____

Grade/Room: _____
wishes for

Title: _____
Price: _____

This book is located

Case: _____ Left side: _____ Right side: _____

Table: _____

Online Book Fair: scholastic.com/fair

This wish was granted by

Purchaser: Take book and this slip to cashier for payment. If available, fill out a bookplate and attach it to inside front cover of book. Leave book with cashier to deliver to teacher.

Book Fair Volunteer: Place this slip between pages of purchased book so recipient can see who made the donation.

 SCHOLASTIC



Donation Slip

CLASSROOM  WISH LIST

Teacher: _____

Grade/Room: _____
wishes for

Title: _____
Price: _____

This book is located

Case: _____ Left side: _____ Right side: _____

Table: _____

Online Book Fair: scholastic.com/fair

This wish was granted by

Purchaser: Take book and this slip to cashier for payment. If available, fill out a bookplate and attach it to inside front cover of book. Leave book with cashier to deliver to teacher.

Book Fair Volunteer: Place this slip between pages of purchased book so recipient can see who made the donation.

 SCHOLASTIC



Donation Slip

CLASSROOM  WISH LIST

Teacher: _____

Grade/Room: _____
wishes for

Title: _____
Price: _____

This book is located

Case: _____ Left side: _____ Right side: _____

Table: _____

Online Book Fair: scholastic.com/fair

This wish was granted by

Purchaser: Take book and this slip to cashier for payment. If available, fill out a bookplate and attach it to inside front cover of book. Leave book with cashier to deliver to teacher.

Book Fair Volunteer: Place this slip between pages of purchased book so recipient can see who made the donation.

 SCHOLASTIC



Donation Slip

CLASSROOM  WISH LIST

Teacher: _____

Grade/Room: _____
wishes for

Title: _____
Price: _____

This book is located

Case: _____ Left side: _____ Right side: _____

Table: _____

Online Book Fair: scholastic.com/fair

This wish was granted by

Purchaser: Take book and this slip to cashier for payment. If available, fill out a bookplate and attach it to inside front cover of book. Leave book with cashier to deliver to teacher.

Book Fair Volunteer: Place this slip between pages of purchased book so recipient can see who made the donation.

 SCHOLASTIC

